

# Parent Guide for accessing Google Classroom



**Lathom Junior School**

# 1. Load Google homepage.

[Gmail](#) [Images](#)  [Sign in](#)

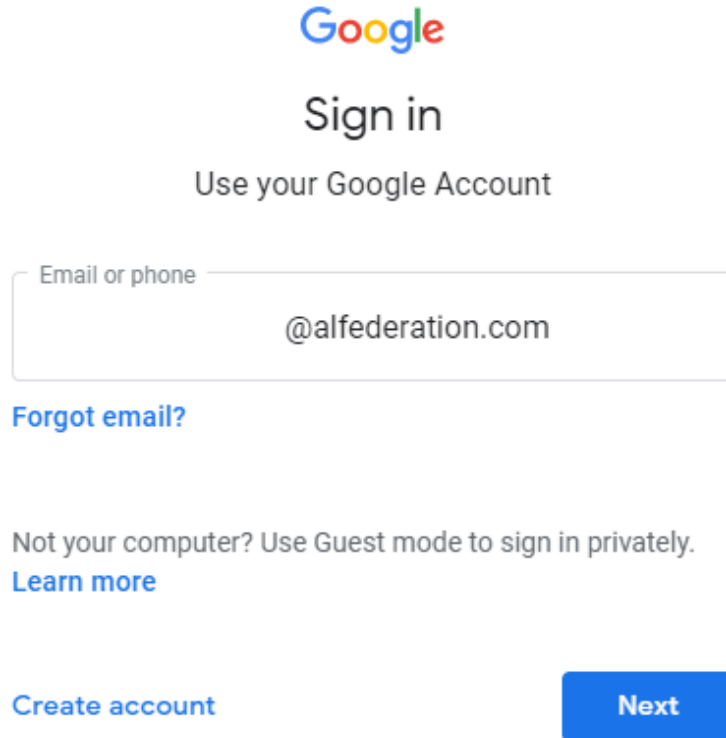
Google

Google Search

I'm Feeling Lucky

## 2. Sign into Google.

Enter your  
username.



Google  
Sign in  
Use your Google Account

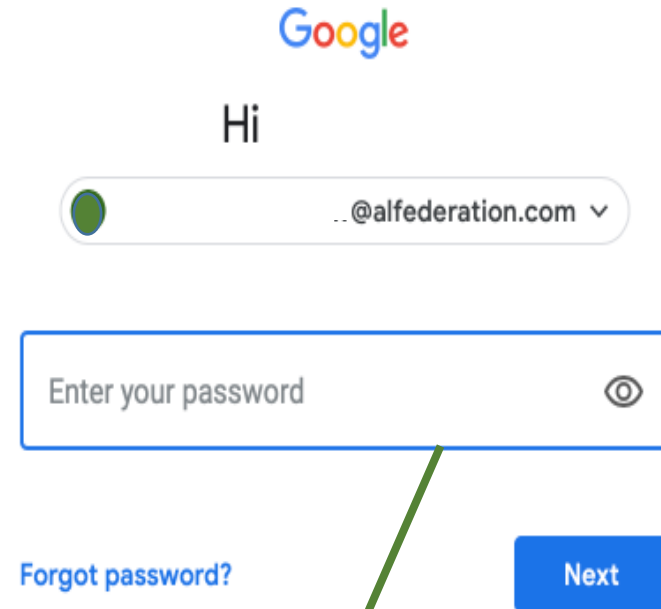
Email or phone

[Forgot email?](#)

Not your computer? Use Guest mode to sign in privately.  
[Learn more](#)

[Create account](#) [Next](#)

A green arrow points from the text 'Enter your username.' to the email input field.



Google  
Hi  
...@alfederation.com

[Forgot password?](#) [Next](#)

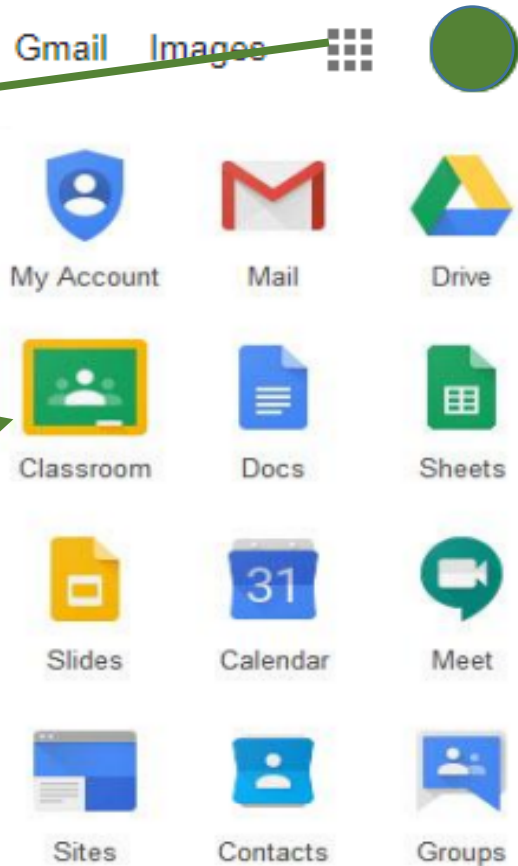
A green arrow points from the text 'Enter your password then click 'Next'.' to the password input field.

Enter your password then  
click **'Next'**.

# 3. Opening the classroom

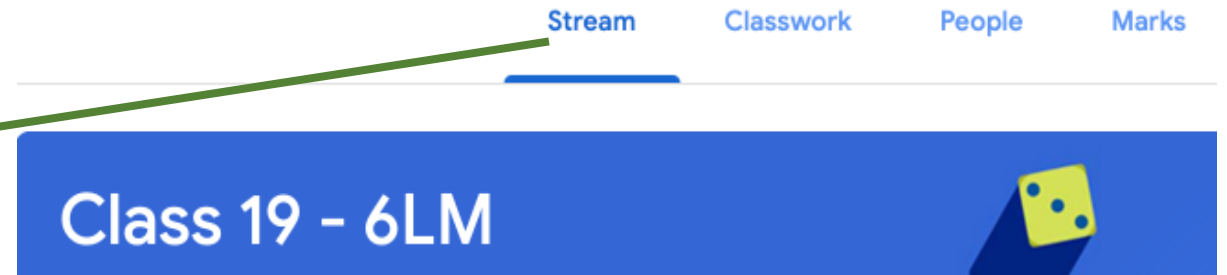
Click **the 9 dots** – **waffle button** – in the top right hand corner and then 'classroom'. Your child's classroom will appear.

Click on the **classroom** to open it.

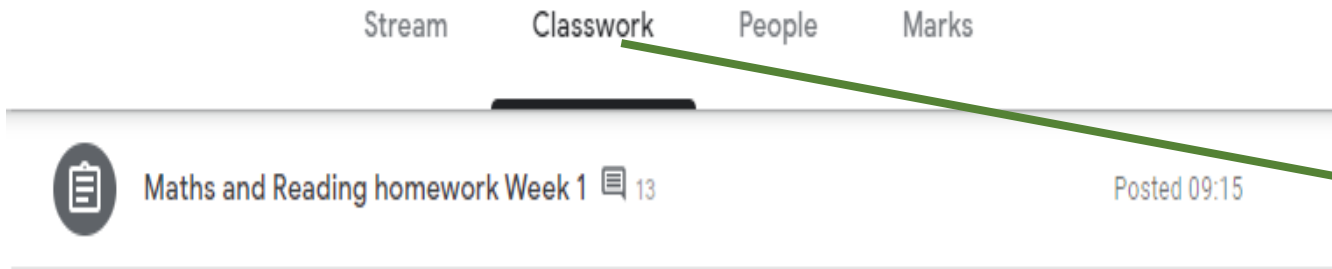


## 4. Classroom homepage

The **stream page** is where you will see classwork that the teacher has set. Your child will also be able to post comments to their teacher and classmates on this page.

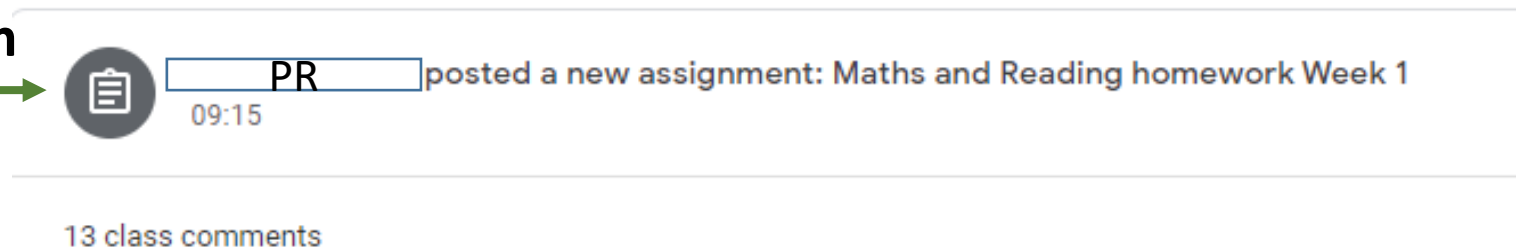


# 5. Accessing classwork.





You can monitor the classwork that your child has been assigned by clicking on the **'classwork'** tab.

A new post will be created on the **stream page** each time the teacher uploads classwork.



# 6. Submitting work


 Lesson 1\_ How does a digital device work 100 points




---

**Introduction**  
This lesson introduces the concepts of input, process, and output. These concepts are fundamental to all digital devices.

**Learning objectives**  
To explain how digital devices function  
I can explain that digital devices accept inputs  
I can explain that digital devices produce outputs  
I can follow a process


**Activity 3 - Pr...**  
Google Docs

**Activity 0 - S...**  
Google Docs

---

**Class comments**


Your work Assigned

 Google Docs ×

+ Add or create

Hand in

Private comments

 Add private comment... ▶

Once the work is complete, click on **'Hand in'**.

This will then be sent to the teacher to mark and comment on.

You can speak with your teacher privately without being public on the class stream.